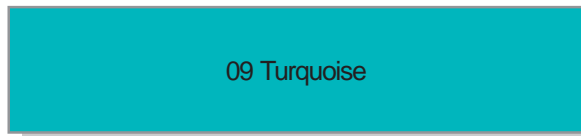


Innovative Controls Inc.  
Verbiage and  
Message Bezels



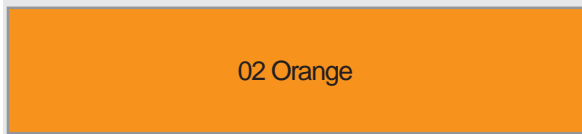
01 Red



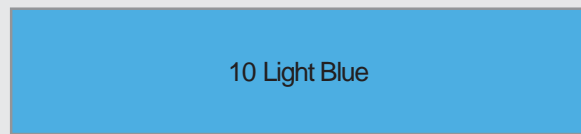
09 Turquoise



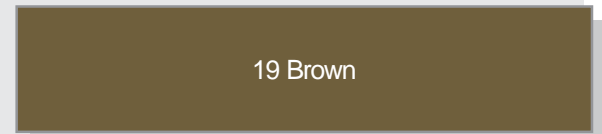
18 Rust



02 Orange



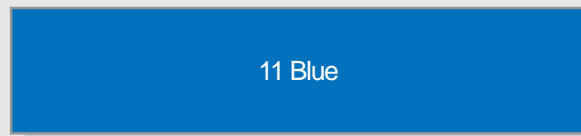
10 Light Blue



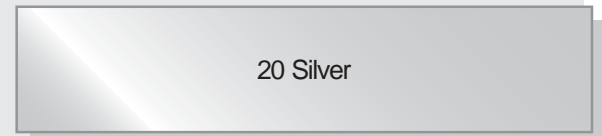
19 Brown



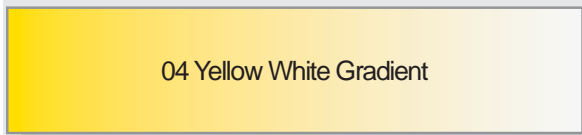
03 Yellow



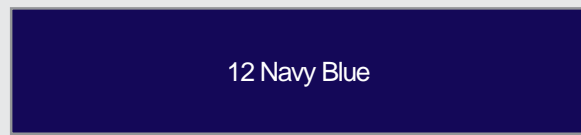
11 Blue



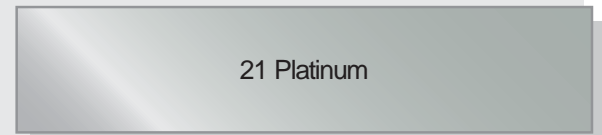
20 Silver



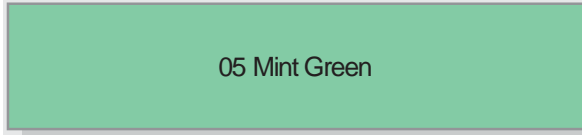
04 Yellow White Gradient



12 Navy Blue



21 Platinum



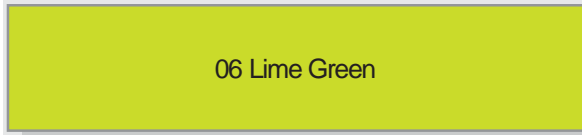
05 Mint Green



13 Lavender



22 Graphite



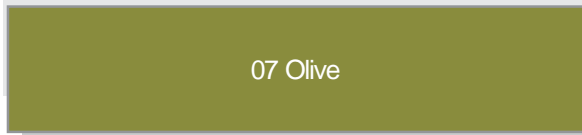
06 Lime Green



14 Purple




23 White



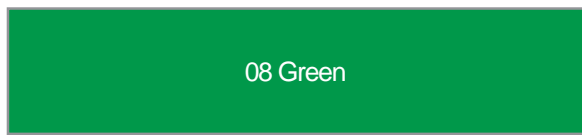
07 Olive



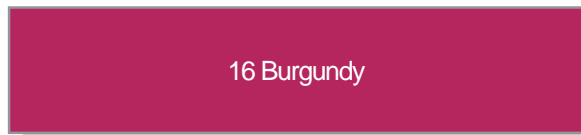
15 Magenta



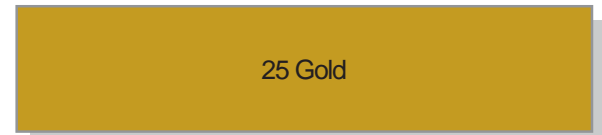
24 Black



08 Green



16 Burgundy



25 Gold



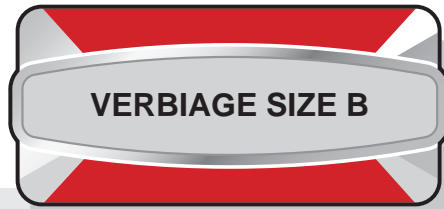
17 Beige

Innovative Controls Color Chart





IC P/N 3000213-XX  
2" Dia. Verbiage Bezel Assembly



IC P/N 3000254  
1" X 2.25" Verbiage Bezel Assembly - Size B



IC P/N 3000031-01  
IC Verbiage Label - Standard



IC P/N 3000031-02  
IC Verbiage Label - Foam



IC P/N 3000031-03  
IC Verbiage Label - CAFS



IC P/N 3000255  
1" X 1.75" Verbiage Bezel Assembly - Size C



IC P/N 3000030-01  
IC Verbiage Label - Standard



IC P/N 3000030-02  
IC Verbiage Label - Foam



IC P/N 3000030-03  
IC Verbiage Label - CAFS





**VERBIAGE SIZE A**

IC P/N 3001572-XX

Molded Color Verbiage Bezel Assembly - Size A



**VERBIAGE SIZE A**

IC P/N 3000032-01

IC Verbiage Label - Standard



**VERBIAGE SIZE A**

IC P/N 3000032-02

IC Verbiage Label - Foam



**VERBIAGE SIZE A**

IC P/N 3000032-03

IC Verbiage Label - CAFS



**VERBIAGE SIZE B**

IC P/N 3001573-XX

Molded Color Verbiage Bezel Assembly - Size B



**VERBIAGE SIZE B**

IC P/N 3000031-01

IC Verbiage Label - Standard



**VERBIAGE SIZE B**

IC P/N 3000031-02

IC Verbiage Label - Foam



**VERBIAGE SIZE B**

IC P/N 3000031-03

IC Verbiage Label - CAFS



**VERBIAGE SIZE C**

IC P/N 3001574-XX

Molded Color Verbiage Bezel Assembly - Size C



**VERBIAGE SIZE C**

IC P/N 3000030-01

IC Verbiage Label - Standard



**VERBIAGE SIZE C**

IC P/N 3000030-01

IC Verbiage Label - Foam



**VERBIAGE SIZE C**

IC P/N 3000030-01

IC Verbiage Label - CAFS



01 Red



09 Turquoise



18 Rust



02 Orange



10 Light Blue



19 Brown



03 Yellow



11 Blue



20 Silver



04 Yellow and White



12 Navy Blue



21 Platinum



05 Mint Green



13 Lavender



22 Graphite



06 Lime Green



14 Purple



23 White



07 Olive



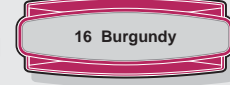
15 Magenta



24 Black



08 Green



16 Burgundy

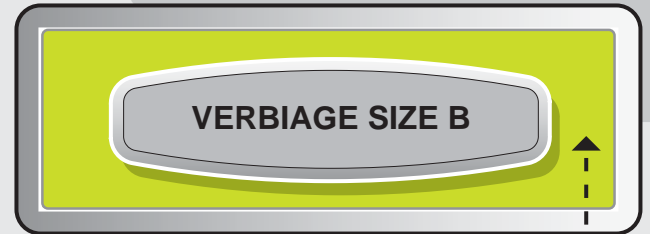



25 Gold




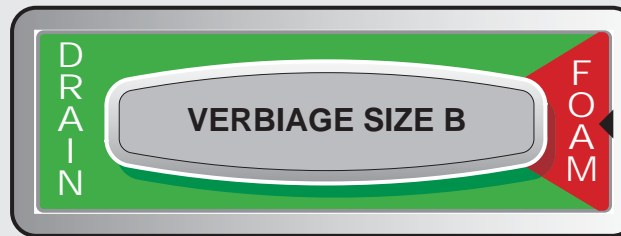
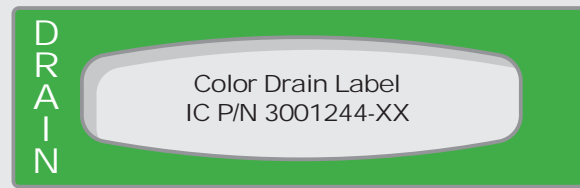
17 Beige

Adhesive-Backed Insert Verbiage Bezel IC P/N 3001203



IC P/N 3000031-01-XXXX

Assembly



IC P/N 3001249-01 Foam  
IC P/N 3001249-02 CAFS

Innovative Controls Inc  
Verbiage Label Insert Bezel  
for 1" x 3" Valve Control Handle

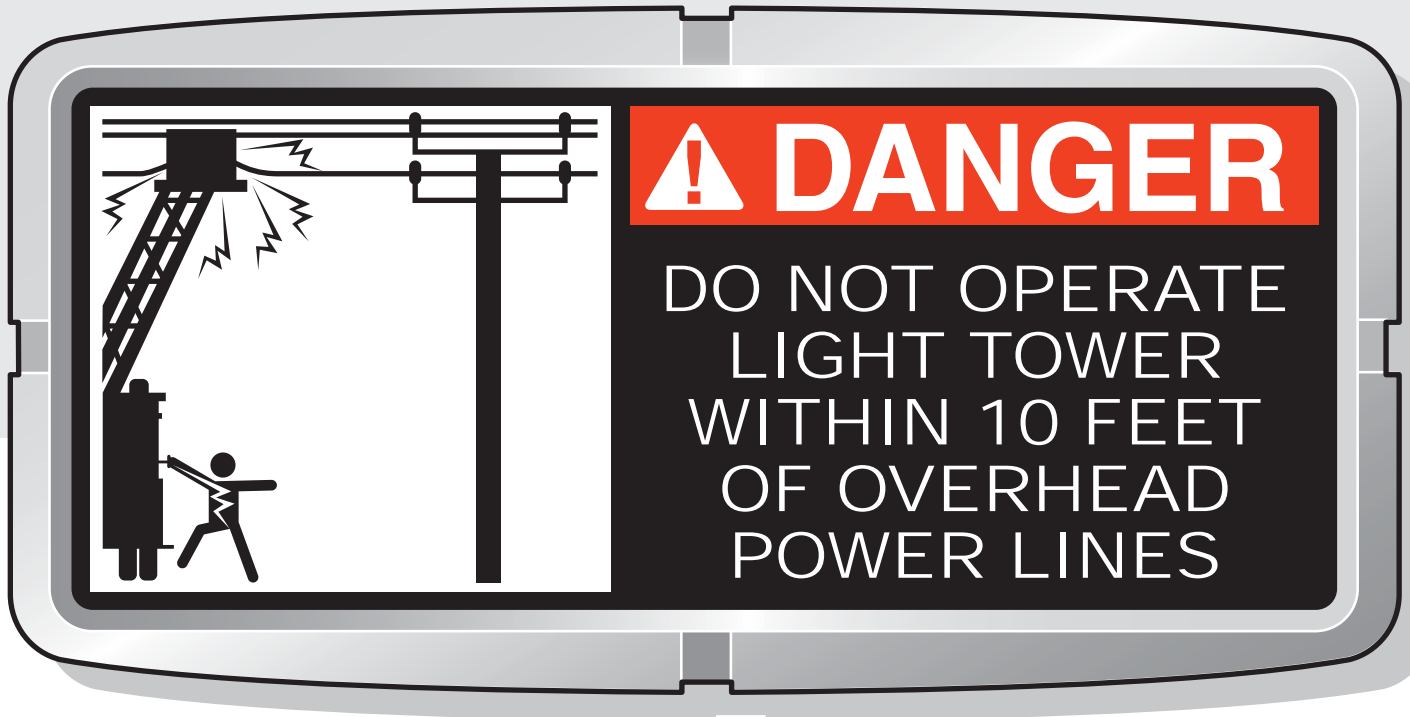




Large Bezel  
Size B



Medium Bezel  
Size D



Extra Large Bezel  
Size A



Small Bezel  
Size C

# **WARNING**

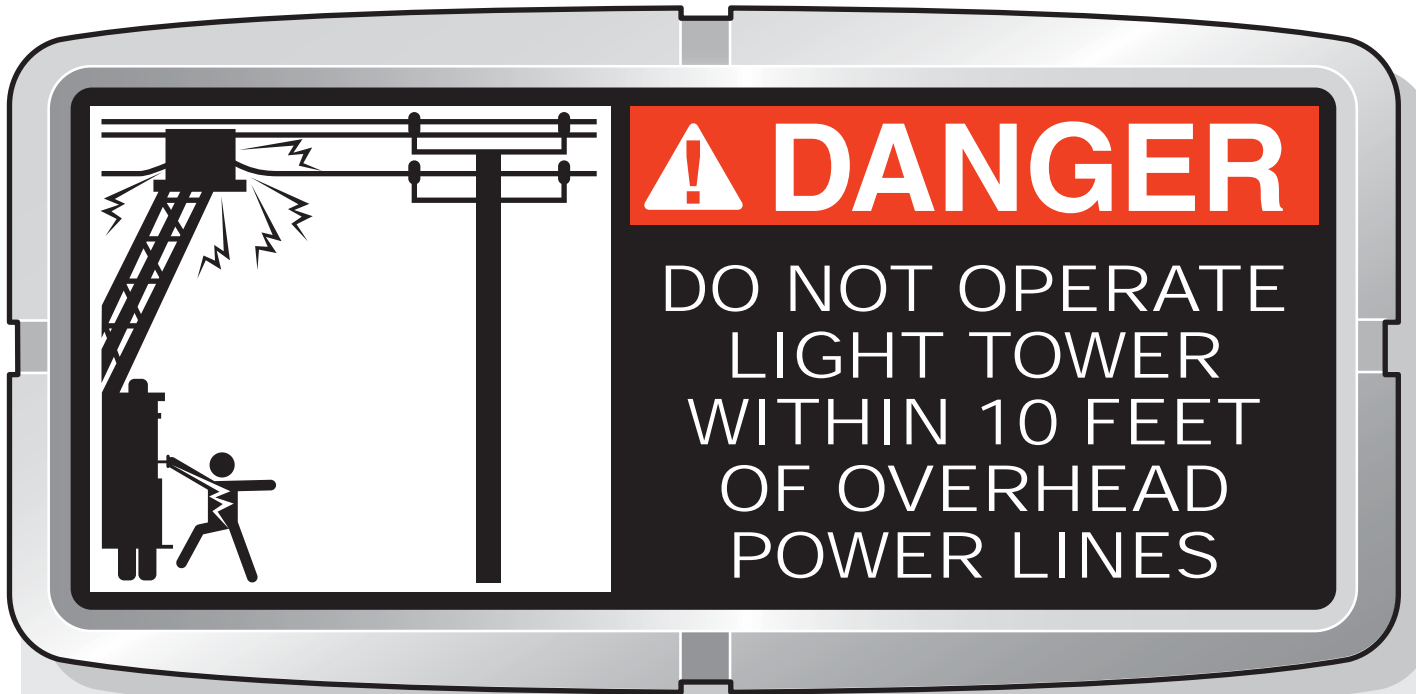
Failure to obey the following can result in serious injury or death.

1. Inspect vehicle and aerial device, including operation, daily and prior to use.
2. For stationary operation, vehicle must be securely parked and stabilized before all preparation and aerial device operation.
3. Outriggers must be on solid footing to prevent tip-over.
4. Operator must wear proper protective gear, including a body belt attached to ladder or platform with a lanyard. Platform doors must be securely latched.
5. Operate all controls slowly for smooth motion.
6. Do not load beyond rated capacity.

## AERIAL DATA

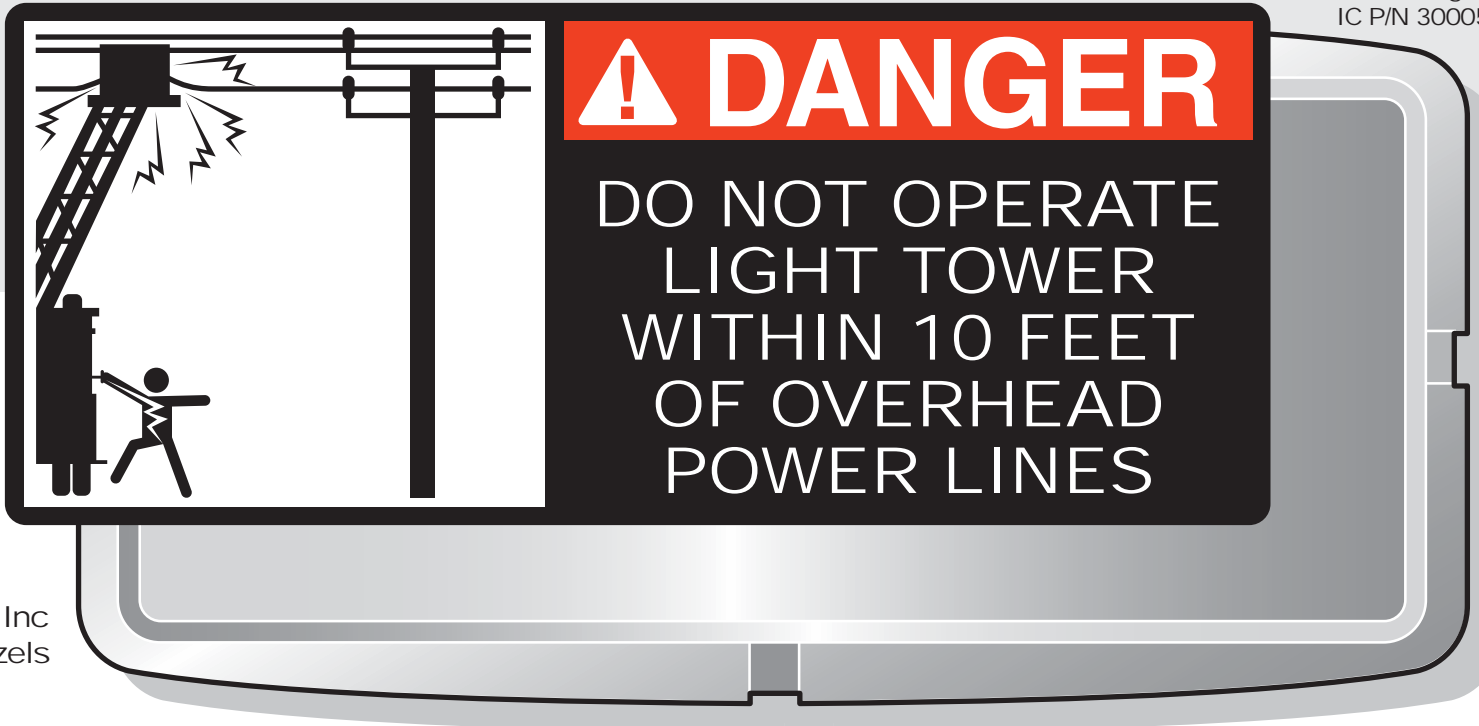
MAKE	
MODEL DS61	61' W
	THIS IS A NO
SERIAL NUMBER	
DATE OF MANUFACTURE	
RATED LOAD CAPACITY W/WATER FLOWING	
RATED LOAD CAPACITY NO WATER	
RATED LOAD WINCH CAPACITY NO WATER	
RATED VERTICAL HEIGHT	
RATED HORIZONTAL REACH	51 FT. 10 INCHES
MAXIMUM HYDRAULIC PRESSURE	2000 PSIG
HYDRAULIC OIL REQUIREMENTS	DEXTRON III ATF

Large Square Bezel  
Size E



Size A  
Extra Large Assembly  
IC P/N 3000576-XXXX

Graphic Designation  
See Safety Message  
Bezel List



Size A  
Extra Large Bezel  
IC P/N 3000577

Size A  
Graphic Label  
IC P/N 3000578-XXXX

Graphic Designation  
See Safety Message  
Bezel List

Innovative Controls Inc  
Safety Message Bezels





Size B  
Large Assembly  
IC P/N 3000573-XXXX

Graphic Designation  
See Safety Message Bezel List



Size B  
Graphic Label  
IC P/N 3000575-XXXX

Graphic Designation  
See Safety Message  
Bezel List

Size B  
Large Bezel  
IC P/N 3000574



Size C  
Small Assembly  
IC P/N 3000582-XXXX

Graphic Designation  
See Safety Message Bezel List



Size C  
Graphic Label  
IC P/N 3000584-XXXX

Graphic Designation  
See Safety Message Bezel List

Size C  
Small Bezel  
IC P/N 3000583



Size D  
Medium Assembly  
IC P/N 3000587-XXXX

Graphic Designation  
See Safety Message Bezel List



Size D  
Graphic Label  
IC P/N 3000588-XXXX

Graphic Designation  
See Safety Message Bezel List

Size B  
Medium Bezel  
IC P/N 3000586



Size E  
Large Square Assembly  
P/N 30014XX-XXXX

Graphic Designation  
See Safety Message Bezel List



Size E  
Large Square Bezel  
P/N 3001469

Size E  
Graphic Label  
P/N 3001497-XXXX

Graphic Designation  
See Safety Message Bezel List

**YOUR LOGO** Your Name Here  
Address Here  
Phone Number Here

### PERFORMANCE

	GPM	PSI	ENGINE RPM	
S.O. NO.	5490	1251	152 PSI	1569
PUMP BY		1251	166 PSI	1628
CAPACITY	1250	881	202 PSI	1745
TYPE	CSYBX	626	251 PSI	1931
MOTOR NO.	CAT C-7	GOVERNOR SPEED		2500 RPM
SERIAL NO.	SAP00132	GEAR RATIO		1:2.03

**YOUR LOGO** Your Name Here  
Address Here  
Phone Number Here

### AERIAL DATA

MAKE	
MODEL DS61	61' WATER TOWER
THIS IS A NON-INSULATED DEVICE	
SERIAL NUMBER	HS-
DATE OF MANUFACTURE	
RATED LOAD CAPACITY W/WATER FLOWING	250 LBS.
RATED LOAD CAPACITY NO WATER	750 LBS.
RATED LOAD WINCH CAPACITY NO WATER	750 LBS.
RATED VERTICAL HEIGHT	61 FT.
RATED HORIZONTAL REACH	51 FT. 10 INCHES
MAXIMUM HYDRAULIC PRESSURE	2000 PSIG
HYDRAULIC OIL REQUIREMENTS	DEXTRON III ATF

**YOUR LOGO** Your Name Here  
Address Here  
Phone Number Here

### PUMP DATA

PUMP MAKE

	GPM	PRESSURE	ENGINE RPM
		150 PSI	
CAPACITY		200 PSI	
MODEL NO.		250 PSI	
SERIAL NO.		GOVERNOR SPEED	
PRODUCTION NO.		GEAR RATIO	

Innovative Controls  
Custom Data Plate Bezels  
Made To Order



Not to Scale

<b>! WARNING</b>	
Vehicle Height: <input type="text"/> ft. <input type="text"/> in.	Gross Vehicle Weight Rating: <input type="text"/> lbs.
Vehicle Length: <input type="text"/> ft. <input type="text"/> in.	
Vehicle designed to carry max. <input type="text"/> personnel.	
As manufactured; vehicle owner must revise label for any vehicle height changes.	

<b>YOUR LOGO</b> Your Name Here Address Here Phone Number Here		<b>PUMP DATA</b>				
S.O. NO.	5490	GPM	1251	152 PSI	ENGINE RPM	1569
PUMP BY			1251	166 PSI		1628
CAPACITY	1250		881	202 PSI		1745
TYPE	CSYBX		626	251 PSI		1931
MOTOR NO.	CAT C-7	GOVERNOR SPEED	2500 RPM			
SERIAL NO.	SAP00132	GEAR RATIO	1:2.03			

<b>YOUR LOGO</b> Your Name Here Address Here Phone Number Here		<b>AERIAL DATA</b>	
MAKE			
MODEL DS61	61' WATER TOWER		
	THIS IS A NON-INSULATED DEVICE		
SERIAL NUMBER	HS-		
DATE OF MANUFACTURE			
RATED LOAD CAPACITY W/WATER FLOWING	250 LBS.		
RATED LOAD CAPACITY NO WATER	750 LBS.		
RATED LOAD WINCH CAPACITY NO WATER	750 LBS.		
RATED VERTICAL HEIGHT	61 FT.		
RATED HORIZONTAL REACH	51 FT. 10 INCHES		
MAXIMUM HYDRAULIC PRESSURE	2000 PSIG		
HYDRAULIC OIL REQUIREMENTS	DEXTRON III ATF		

<b>POWER SOURCE SPECIFICATIONS</b>	
OPERATIONAL CATEGORY	CONTINUOUS DUTY RATING
RATED VOLTAGE(S) AND TYPE (AC OR DC)	XXXXXX
PHASE	XXXXXX
RATED FREQUENCY	XXXXXX
RATED AMPERAGE	XXXXXX
CONTINUOUS RATED WATTS	XXXXXX
POWER SOURCE ENGINE SPEED	XXXXXX

<b>YOUR LOGO</b> Your Name Here Address Here Phone Number Here		<b>CHASSIS DATA</b>	
<b>CHASSIS FILTERS</b>			
CHASSIS ENGINE OIL FILTER PART NO.			
TRANSMISSION OIL FILTER PART NO.			
CHASSIS AIR CLEANER FILTER PART NO.			
CHASSIS FUEL FILTER PRIMARY PART NO.			
CHASSIS FUEL FILTER SECONDARY PART NO.			
CHASSIS ENGINE WATER FILTER PART NO.			
AIR DRYER ASSEMBLY FILTER PART NO.			
AERIAL HYDRAULIC FILTER CARTRIDGE PART NO.			
<b>CHASSIS SPECIFICATIONS</b>			
MODEL		TRUCK NO.	
FRONT TIRES		REAR TIRES	
ENGINE			
SERIAL NO.		NO. CYLINDERS	
BORE		STROKE	
H.P. SAFE		DISPLACEMENT	
PAINT COLOR			

<b>YOUR LOGO</b> Your Name Here Address Here Phone Number Here		<b>FLUID DATA</b>			
	QTY.	TYPE		QTY.	TYPE
CHASSIS ENGINE OIL			CAB TILT MECH. FLUID		
CHASSIS ENGINE COOLANT			TRANSFER CASE FLUID		
CHASSIS TRANSMISSION FLUID			EQUIPMENT RACK FLUID		
PUMP TRANSMISSION FLUID			GENERATOR SYSTEM LUBRICANT		
DRIVE AXLE LUBRICATION FLUID			CHASSIS MANUFACTURER		
AIR-CONDITIONING REFRIGERANT			PRODUCTION NUMBER		
AIR-CONDITIONING LUBRICANT OIL			PAINT NUMBER		
POWER STEERING FLUID			YEAR BUILT		
AIR COMPRESSOR SYSTEM LUBRICANT			DATE SHIPPED		
AUXILIARY PUMP ENGINE OIL					
VEHICLE IDENTIFICATION NO.					

Innovative Controls  
Custom Data Plate Bezels  
Made To Order

